



# INDIAN SCHOOL, AL-AIN

## KG 1 NEWSLETTER

APRIL 2016



We welcome you to this session with us at Indian school, Al-Ain. We are happy to have you amongst us. Our school has a unique educational environment. Schooling will be a new experience for your children and we would love to have you in partnership to enhance and make this experience enjoyable for them.

Theme for the month

All about me!!!

The students will do integrated cross curricular activities based on the theme which will help them explore, create, enquire, increase their GK, and enrich their vocabulary.

### Physical Development

Use our senses. Set up taste session while blindfolded. Sit quietly and listen, see what you can hear. Enjoy some sensory play. Set up some sniff and match toys with different natural oils, lavender in a bag etc. Paint the inside of an egg box different colours, one colour in each dip and then go on a colour hunt and collect something to go in each section.

Can I..... hop? Jump? Crawl? Role? Catch a ball? Sing "Head, shoulders, knees and toes" and do the actions.

Name parts of the body.

### Personal, Social and Emotional

Talk about our likes and dislikes.

Talk about our families, friends, people who are important to us. How do they make us feel?

What is our favourite toy? Food? Outing?

What makes us laugh? Cry?

Who do we love?

Talk about other people we know, others in the setting.

What do we have in common with them, what is

different about us?

### Communication and Language

NEW LANGUAGE: Like, dislike, family, friends, belonging, home, myself.

Sing songs about ourselves, our feelings and our bodies. Head, shoulders, knees and toes. If your happy and you know it (change some words to include feeling and expressions such as "if your tired and you know it, give a yawn")

Read stories about people, jobs they do, hobbies, emotions, families.

Talk about people from other countries and how their lives are different or similar to ours.

Theme:

*All about me!*

BOOKS: All about me board books. Ask the children to find their favourite books to bring in and share with everyone.

Use plastic letters draw round and make templates for our names and names of family and friends. Then use the letters to match the drawn spaces like a puzzle.

Do letter rubbings and then cut out each letter and stick them on a piece of coloured paper to spell our names. Make a topic book all about themselves, like, dislikes, eye colour, hair colour, etc....

### Literacy

Once you have used the letters to make up the names of loved ones and themselves, organise the names in to groups according to the numbers of letters in them.

Draw round our hands and feet, cut them out and compare and organise them in to size order. Sing songs like "I have 10 little fingers" and "1 finger, 1 thumb, keep moving"

### Mathematics

Make a "Me on the map" globe. <http://countingcoconuts.blogspot.co.uk/2011/08/me-on-map.html>

Make a house with doors and windows that open and fill them photos of family and friends.

Make puzzle of ourselves by printing a photo of ourselves on to card and cutting it in to pieces to met each child's ability to complete a puzzle. Cut up magazine pictures of people and make a new person by gluing bits on to a picture.

### Expressive Art & Design

Make a "Me on the map" globe. Make a house with doors and windows that open and fill them photos of family and friends.

Make puzzle of ourselves by printing a photo of ourselves on to card and cutting it in to pieces to met each child's ability to complete a puzzle.






Cut up magazine pictures of people and make a new person by gluing bits on to a picture.

Look at pictures of people from others parts of the world, what they look like, what are their houses like? Do they have pets? What do they wear? What do they eat? What toys do they have? What language do they speak?





### Understanding the world

# SYLLABUS OF THE MONTH

## ENGLISH:

-  Songs
-  Stories( reading and listening only) :
-  Lion and the mouse, Thirsty crow
-  Phonic sounds s and
-  a Sandpaper letters s and a.

## MATH:

-  Puzzles
-  Blocks Dough
-  rolling
-  Spooning
-  Shadow matching
-  Squeezing
-  Clothespin clamping
-  One is to one matching

## STORY:

Reading aloud to children is important in their early years and has an impact on their development and future learning. Stories can help children cope with many feelings and problems and they learn things about the world just by enjoying the story. The story for April month is “BROWN BEAR BROWN BEAR”

Children will enjoy listening, role play and interactive activities of the story. \_

<https://www.youtube.com/watch?v=jI6DobXY5aw>

<http://www.slideshare.net/pet408/brown-bear-brown-bear-what-do-you-see>

## RHYMES:

S.No- 1-6

## CIRCLE TIME:

Circle time is a time when students come together as a community of learners. As a community we share our thoughts, listen to one another, actively participate, introduce new concepts and ideas, read together, sing together and build a sense of respect and support for one another.

In April children will learn basic greeting techniques and vocabulary, and golden words and also interact with classmates and make new friends.

## OUT DOOR PLAY AREA AND DRAMATIC PLAY STATION:

In the dramatic play area children engage in imaginary and dramatic role play. This develops their speaking, imaginary, creative and social skills.

Outdoor play helps in large movement exercises and helps develop cognitive motor skills.



# **SPECIAL DAYS AND ACTIVITIES**

## **WELCOME PARTY- HATS DAY**

To welcome all the students to the new academic year 2016-17 the students shall have a gala time partying with their friends. The students will come in party dresses and the theme for the day will be "INNOVATIVE HAND MADE HATS".

The date for the activity will be announced later.

## **ASSEMBLIES**

Assemblies shall be conducted on every Sunday and Tuesday and special days.

In the month of April assembly shall focus on the following topics



Bus rules and safety.



Bringing healthy food to school.



Use of golden words in everyday situations and golden words song.

## **PLEASE NOTE:**

- ✓ Don't forget to keep a spare dress in the child's bag every day to be used in case of emergencies.
- ✓ Label all the belongings of your child.
- ✓ Use the diary to communicate with the teacher.
- ✓ Please buy a plastic apron and send it to school with the child's name written on it. It is available in "DAISO SHOPS" ( AT BAWADI MALL, TOWN CENTRE, OPPOSITE CHOTHRAM, ALAIN MALL, AL FOAH MALL)  
Kindly send two recent passport size photographs of the child, a family photograph and also individual passport size photographs of each member of the family with the child's name written at the back.
- ✓ All books should be neatly covered and labeled sent to the teacher.
- ✓ In case of leave, please send an application on a separate paper stating the reason and period of absence and if it is on medical grounds please do attach a medical certificate.

Thanking you for your cooperation.

.